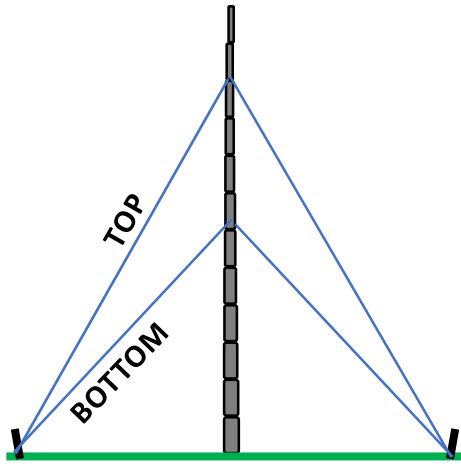


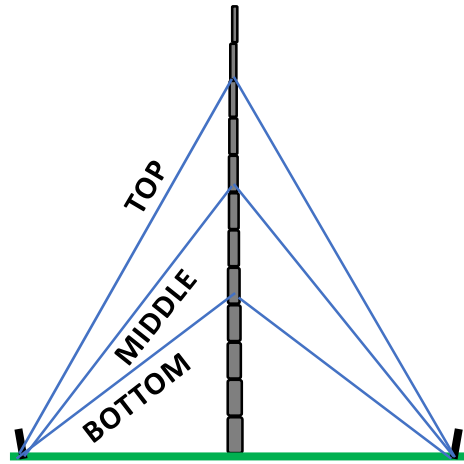
GUYING SPIDERBEAM FIBERGLASS POLES

1) Guy Levels: The Number Vertical Levels of Guy Ropes.

EXAMPLE: 2 LEVELS



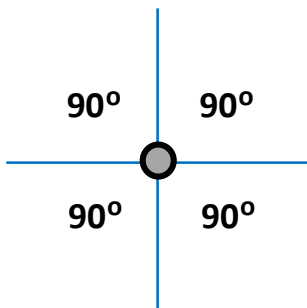
EXAMPLE: 3 LEVELS



Note: These are just “examples”. They do not represent the exact guy points for any particular fiberglass pole. For the position/height of each guy level, please consult the guying instructions for the specific pole.

2) Guy Directions: Number Horizontal Guy Ropes per Level.

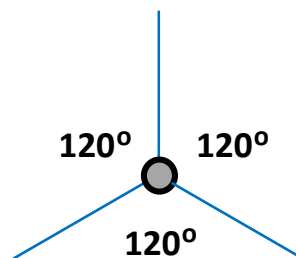
EXAMPLE: 4 DIRECTIONS



4 guy ropes at each level, equally spaced by 90 degrees.

Especially recommended for installations in location with high winds.

EXAMPLE: 3 DIRECTIONS



3 guy ropes at each level, equally spaced by 120 degrees.

Special care must be taken to assure the angle between ropes is exactly 120 degrees.